

BABELE

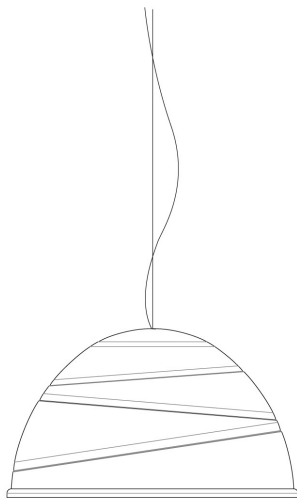
code: **2040/SD**







DESIGN **MARC SADLER** 2005



HANGING LAMP FOR DIRECT LIGHT IN TURNED ALUMINIUM AND PAINTED EXTERNALLY WITH DIFFERENT SHADES OF MICACEOUS COLOR, GOLDEN INSIDE. SUSPENDED WITH STEEL CABLES, PRODUCED IN 3 DIAMETERS: Ø45, Ø65 AND Ø92 CM. DESIGNED BY MARC SADLER IN 2005 FOR MARTINELLI LUCE, THE SURFACE OF THE LAMP IS CHARACTERIZED BY CIRCULAR RIBS OF DIFFERENT DIAMETERS ARRANGED IN ALMOST PARALLEL PLANES TO DESCRIBE A PATH: THE PATH OF MAN TOWARDS THE INFINITE LIGHT AND TRUTH AS OPPOSED TO THE BORING LIFE. BABELE HAS A STRONG PERSONALITY, WHICH ATTRACTS ATTENTION, ABLE TO FILL THE SPACE.

TECHNICAL DRAWINGS



UTILIZATION: INTERNAL		TPOLOGY: HANGING		
COLOURS	STRUCTURE: DIFFUSER:	MICACEOUS MICACEOUS		
MATERIALS	STRUCTURE: DIFFUSER:	ALUMINIUM ALUMINIUM		
MEASURES	WIDTH: - HEIGHT: 53 cm LENGTH: - DEPTH: -	DIAMETER: 92 cm HOLE DIAMETER: - HOLE DEPTH: -	WEIGHT NET: 10 GROSS: 11	
PACKAGING VOL.M ³ : 100X100X45			NUMBER OF ITEMS: 1	
BULBS	LED 3X15W E27 FLUX: - KELVIN: - CLASS: A+ CRI: - COLOR TOLERANCE: - DURATION: -			
				
DEVICE SPECIFICATIONS				
TYPE OF EMISSION: DIRECT		POWER SUPPLY CABLE LENGTH: -		
POWER: 60 W		LENGTH OF HANGING CABLE: -		
FLOW LAMP: 2827 lm		SUPPLY: -		
BEAM ANGLE: -		POWER SUPPLY ASSEMBLY: -		
DEVICE EFFICIENCY: 47.1lm/W		TYPE OF DIMMING: -		
IMPACT RESISTANCE: -		VOLTAGE: 230 V		
GLOW WIRE TEST: -		POWER SUPPLY: -		
CERTIFICATIONS	   			
MARKETS	THIS ITEM IS AVAILABLE IN THE FOLLOWING COUNTRIES: EUROPE			

BABELE
code: *2040/SD*

DESIGN **MARC SADLER** 2005

PHOTO GALLERY

