



AYTM

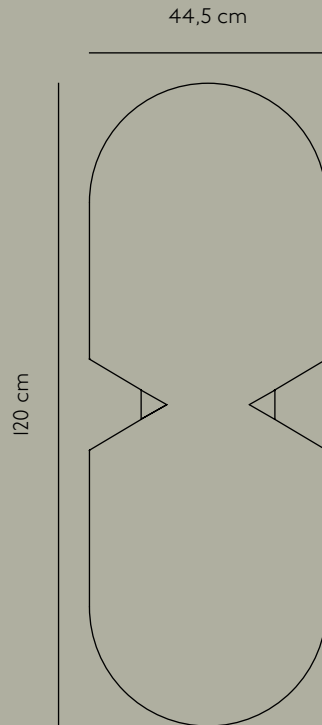
VERTO MIRROR (ROUND)

Product sheet

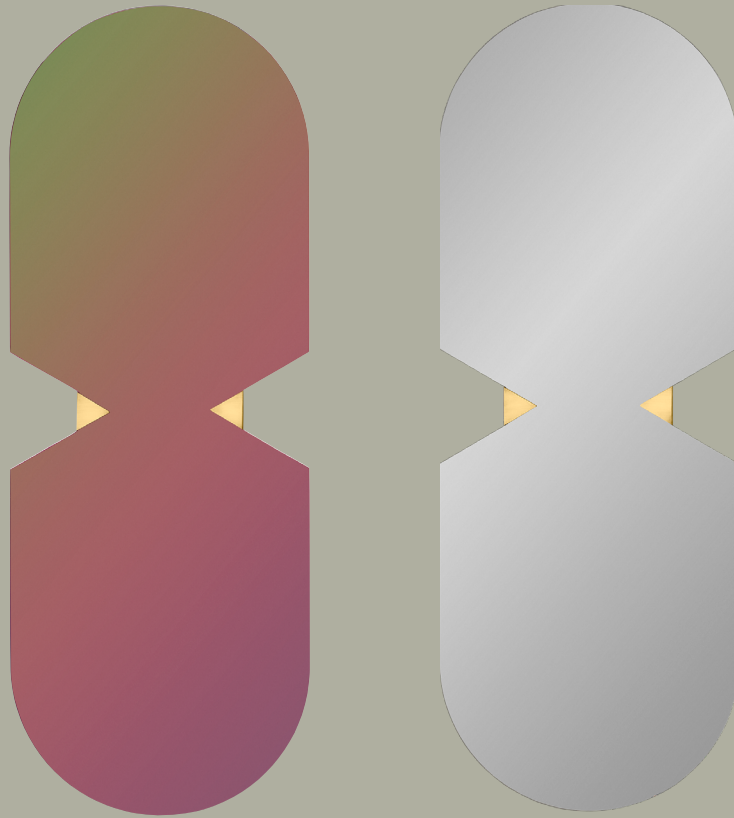


SPECIFICATIONS


<i>PRODUCT TYPE</i>	Mirror
<i>PRODUCT NAME</i>	VERTO
<i>COLOURS</i>	Rainbow Black
<i>DIMENSION</i>	L:120 W:44,5 H:1,4 cm
<i>WEIGHT</i>	7 kg
<i>MATERIAL</i>	Mirror & MDF Deco: Copper w. coating
<i>QUANTITY PER PARCEL</i>	1
<i>PACKAGING DIMENSIONS</i>	L:127 W:7 H:52 cm
<i>PACKAGING WEIGHT</i>	8,5 kg



VARIATIONS




RAINBOW



Art. No.
507939000081

ROSE Ø110



Art. No.
507939003081

CARE GUIDE — MIRROR

HOW TO CLEAN / POLISH

MIRROR

Make sure the mirror is clean for dust & dirt on all surfaces before you begin the cleaning. If the mirror is extremely stained use vinegar added water on a cotton pad to wipe of the dirt. Spray glass cleaner on the item. Use a dry microfibre cloth to spread the cleaner and wipe the item dry and shiny.

(Avoid rubbing with an abrasive cloth, that it could damage the surface. Keep in mind that some cleaning products will leave streaks on glass, so make sure to use one designed specifically for glass)