

IT IS POSSIBLE TO ADJUST THE SITTING POSITION BY USING THE TILT FUNCTION.

THE HANDLE FOR CONTROLLING THE SITTING POSITION IS FITTED AT THE FACTORY.

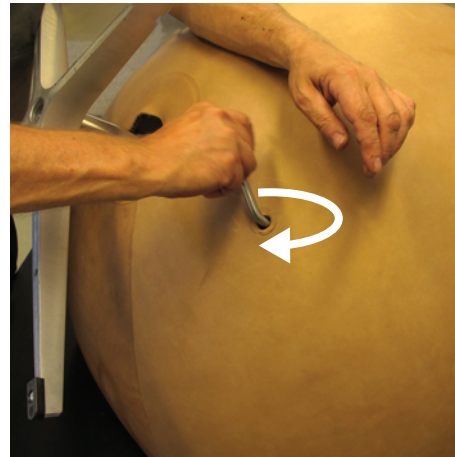

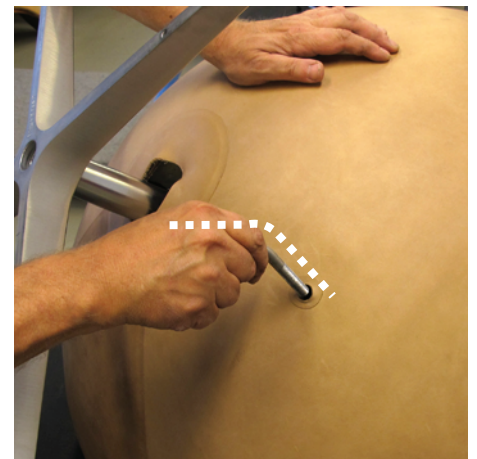

TO ADJUST YOUR SITTING POSITION, SIMPLY TURN THE HANDLE CLOCKWISE OR ANTICLOCKWISE. PLEASE BE AWARE THAT THE HANDLE DOES NOT HAVE A LOCK FUNCTION.

PLEASE NOTE: WHEN THE HANDLE FEELS PARTICULARLY LOOSE STOP ROTATING TO AVOID THE HANDLE BECOMING DETACHED.

IF THE HANDLE BECOMES DETACHED PLEASE FOLLOW THE INSTRUCTIONS BELOW TO REATTACH.

PLEASE NOTE: THE DIRECTION OF THE HANDLE HAS TO HAVE A VERTICAL ANGLE IN ORDER TO FIT INTO THE SCREW THREAD WHICH IS HIDDEN INSIDE THE EGG™.

TURNING THE HANDLE CLOCKWISE WILL GIVE A MORE UPRIGHT & FIRM SITTING POSITION.



THIS IS WHAT HAPPENS INSIDE THE EGG™.

◀ LOOSE TILT MECHANISM SHOWN TO THE LEFT

HARD TILT MECHANISM TO THE RIGHT ▶

